

# Garfield




## Model 1200RS

# Garfield

Earth Moving Equipment

## Grader Blade

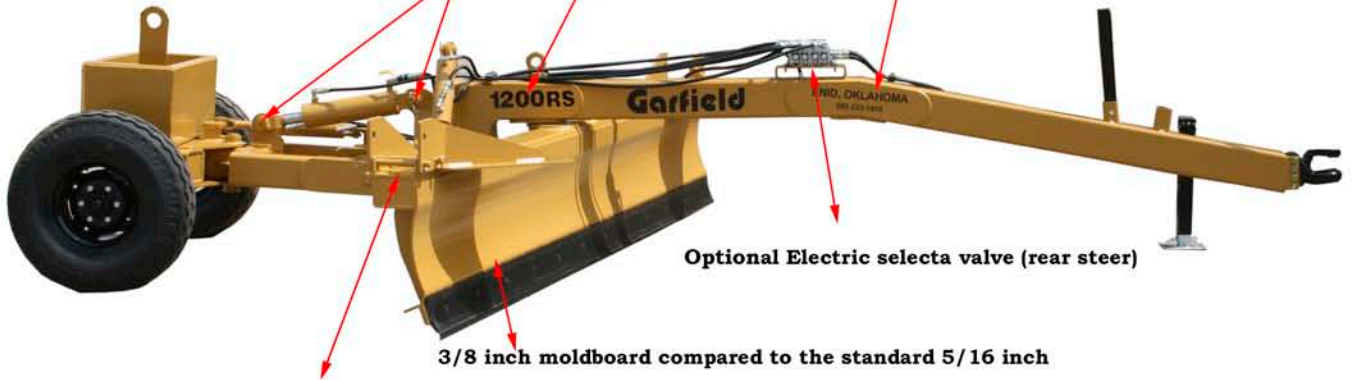
Direct response system on raise and lower cylinder instead of old style double knuckle system



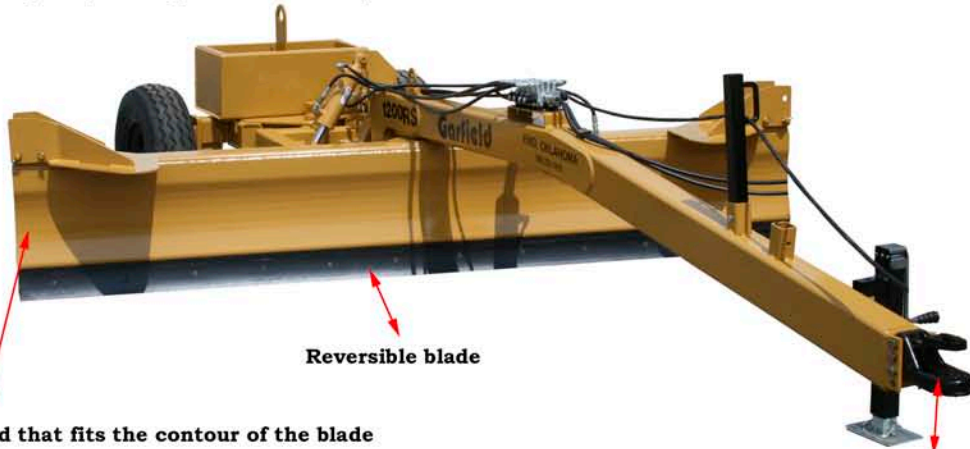
10 ply tires

Reinforcement plates are 3/8 inch

Cylinder pins and bushings are carbonized and greaseable.



Heavy duty locking bracket for side plates



Model	Width	Angle	Height	Tilt	Ground Clearance	Tires	Weight	Length	HP Required
1200	12'	40°	24"	15°	17"	11L15	2800#	19' 6"	70-125
1000	12'	40°	24"	15°	17"	11L15	2612#	19' 6"	70-125